GAME BOY® ADVANCE

AGB-AYFE-USA

Backyard FOOTBALL™

NFL

PLAYERS INC

Play with the Pros as Kids!™

INSTRUCTION BOOKLET

INFOGRAMES™

WARNING: PLEASE CAREFULLY READ THE PRECAUTIONS BOOKLET INCLUDED WITH THIS PRODUCT BEFORE USING YOUR NINTENDO® HARDWARE SYSTEM, GAME PAK OR ACCESSORY. THIS BOOKLET CONTAINS IMPORTANT SAFETY INFORMATION.

IMPORTANT SAFETY INFORMATION - READ THE FOLLOWING WARNINGS BEFORE YOU OR YOUR CHILD PLAY VIDEO GAMES

⚠ WARNING - Seizures

Some people (about 1 in 4000) may have seizures or black outs triggered by light flashes, such as while watching TV or playing video games, even if they have never had a seizure before.

Anyone who has had a seizure, loss of awareness, or other symptom linked to an epileptic condition should consult a doctor before playing a video game.

Parents should watch when their children play video games. Stop playing and consult a doctor if you or your child have any of the following symptoms:

Convulsions	**Eye or muscle twitching**	**Loss of awareness**
Altered vision	**Involuntary movements**	**Disorientation**

To reduce the likelihood of a seizure when playing video games:

1. Sit or stand as far from the screen as possible.
2. Play video games on the smallest available television screen.
3. Do not play if you are tired or need sleep.
4. Play in a well-lit room.
5. Take a 10 to 15 minute break every hour.

⚠ WARNING - Repetitive Motion Injuries

Playing video games can make your muscles, joints or skin hurt after a few hours. Follow these instructions to avoid problems such as Tendonitis, Carpal Tunnel Syndrome or skin irritation:

- Take a 10 to 15 minute break every hour, even if you don't think you need it.
- If your hands, wrists or arms become tired or sore while playing, stop and rest them for several hours before playing again.
- If you continue to have sore hands, wrists or arms during or after play, stop playing and see a doctor.

⚠ WARNING - Battery Leakage

Leakage of battery acid can cause personal injury as well as damage to your Game Boy. If battery leakage occurs, thoroughly wash the affected skin and clothes. Keep battery acid away from your eyes and mouth. Leaking batteries may make popping sounds.

To avoid battery leakage:

- Do not mix used and new batteries (replace all batteries at the same time).
- Do not mix alkaline and carbon zinc batteries.
- Do not mix different brands of batteries.
- Do not use nickel cadmium batteries.
- Do not leave used batteries in the Game Boy. When the batteries are losing their charge, the power light may become dim, the game sounds may become weak, or the display screen may be blank. When this happens, promptly replace all used batteries with new batteries.
- Do not leave batteries in the Game Boy or accessory for long periods of non-use.
- Do not leave the power switch on after the batteries have lost their charge. When you finish using the Game Boy, always slide the power switch OFF.
- Do not recharge the batteries.
- Do not put the batteries in backwards. Make sure that the positive (+) and negative (-) ends are facing in the correct directions. Insert the negative end first. When removing batteries, remove the positive end first.
- Do not dispose of batteries in a fire.

THIS PRODUCT HAS BEEN RATED BY THE ENTERTAINMENT SOFTWARE RATING BOARD. FOR INFORMATION ABOUT THE ESRB RATING, OR TO COMMENT ABOUT THE APPROPRIATENESS OF THE RATING, PLEASE CONTACT THE ESRB AT 1-800-771-3772, OR VISIT WWW.ESRB.ORG.

THIS OFFICIAL SEAL IS YOUR ASSURANCE THAT NINTENDO HAS APPROVED THE QUALITY OF THIS PRODUCT. ALWAYS LOOK FOR THIS SEAL WHEN BUYING GAMES AND ACCESSORIES TO ENSURE COMPLETE COMPATIBILITY. LICENSED BY SALE FOR USE ONLY WITH OTHER AUTHORIZED PRODUCTS BEARING THE OFFICIAL NINTENDO SEAL OF QUALITY.

THIS GAME PAK INCLUDES A MULTI-PLAYER MODE WHICH REQUIRES A GAME BOY® ADVANCE GAME LINK® CABLE.

LICENSED BY

NINTENDO, GAME BOY, GAME BOY ADVANCE AND THE OFFICIAL SEAL ARE TRADEMARKS OF NINTENDO.
© 2001 NINTENDO. ALL RIGHTS RESERVED.

THIS GAME PAK WILL WORK ONLY WITH THE GAME BOY® ADVANCE VIDEO GAME SYSTEM.

TABLE OF CONTENTS

Welcome to *Backyard Football*™! 6
Getting Started 6
Menu Controls 7
Game Controls 8
Main Menu 9
Gameplay Modes 9
Options 12
Player Cards 12
InfoChuck™ 13
Difficulty Level 13
Leather Or Laces 14
Team Photos 14
Commentary 15
Time Out Options 15
Team Statistics 17
Infogrames Web Sites 18
Technical Support 19
Notice 22
End-User License Agreement 24
Credits 27

WELCOME TO BACKYARD FOOTBALL™!

Create the football team of your dreams! It's great football action with the Backyard Kids and real pro players as kids. Pick your team, logos and playing fields. Play single games or an entire season. It's the chance of a lifetime to play with the pros right in your own backyard!

GETTING STARTED

1. Turn OFF the POWER switch on the Nintendo® Game Boy® Advance system. Never insert or remove a Game Pak when the power is ON.
2. Insert the *Backyard Football*™ Game Pak into the slot on the Game Boy® Advance. To lock the Game Pak in place, press firmly.
3. Turn ON the POWER switch.
4. When the title screen appears, press **START** to proceed to the Main Menu.

MENU CONTROLS

KEY	ACTION
+ Control Pad	Highlight menu selections
A Button	Confirm selection
B Button	Return to previous menu
START	Jump to game
SELECT	Access InfoChuck™

GAME CONTROLS

Press the **A Button** to start play. Then use the **A Button** to position the yellow kick-off arrow and set the ball's direction. Next, use the **A Button** to set the red distance meter and set the distance of the kick.



POST-HIKE CONTROLS		
KEY	**ACTION (OFFENSE)**	**ACTION (DEFENSE)**
+ Control Pad	Direct movement of selected player	Direct movement of selected player
A Button	Throw to receiver with **A** icon	Shoulder Charge
B Button	Do evasive move (spin or stiff-arm)	Dive Tackle
L Button	Throw to receiver with **L** icon	Scroll through defenders
R Button	Throw to receiver with **R** icon	Select defender nearest to the ball
START	Pause	

Main Menu

From the Main Menu, you can select from the following:

- **PICKUP GAME**
- **EXHIBITION**
- **SEASON PLAY**
- **PRACTICE**
- **MULTIPLAYER**
- **OPTIONS**
- **PLAYER CARDS**
- **CREDITS**

GAMEPLAY MODES

PICKUP GAME

Choose this mode to jump right into a pickup game with a pre-selected team name, players and opponent.

EXHIBITION

Choose this mode to play a pickup game as the coach; pick your team, field, weather conditions and players. **Note:** If you do not want to hand-pick each player individually, press **START** to have random players chosen for you.

SEASON PLAY

Choose this mode to play through an entire season. Certain game, team and player statistics will be tracked as you advance through the season. The winner advances to the playoffs!

Once you have signed in as the coach and set the difficulty level, home field, team and players, the **Season Menu** appears. From there you can select from the following:

Begin Season/Next Game brings you directly into the next game of the season.

League Standings show your team's ranking against the rest of the league.

Team Statistics show your team's records (see chart on page 17).

Team Strategy brings you to the Time Out Options menu (see page 15).

Options are the same as those accessed from the Main Menu (see page 12).

Quit Game to Quit and save, or just Quit without saving.

SAVING

When you quit a season game, the game will prompt you to save. Your season will be saved from that point.

LOADING

When starting a season game, you can load your saved game by selecting **Continue Season**.

PRACTICE

Choose this mode to test your football skills and brush up on the basics of the game.

MULTIPLAYER (TWO-PLAYER)

Two *Backyard Football* Game Paks, two Nintendo® Game Boy® Advance systems and a Game Boy® Advance Game Link® Cable are required for linked games. Two-player Multiplayer is the only configuration supported.

Choose this mode to play against a human opponent on another Nintendo® Game Boy® Advance system via the Game Link® Cable. From the Main Menu, both players

must select the **Multiplayer** option. **Note:** The person connected to the purple connector on the Game Link® Cable is always the host.

OPTIONS

Choose this to toggle ON/OFF the options for Music, Commentary and Auto-Save After Every Game.

PLAYER CARDS

View the individual player cards, which list each player's skills and background information. Use the **L Button** or **R Button** to scroll through the players.

CUSTOM PLAYER

Create a custom player before you pick your team. Start a season with a new coach. When you get to the **Player Select** screen, choose the icon at the bottom of the list that has a question mark on it. Then press the **A Button** to go to the Custom Player Card screen. Choose the nickname and physical attributes of the custom player. Distribute the total skill points across the skill options. Your custom player gains experience as he or she plays more games. At certain milestones, the custom player earns more skill points to add to the individual skill options of your choice.

INFOCHUCK™

Press **SELECT** to bring up Chuck Downfield as your source of information and further explanation. Press **SELECT** again when you're done with him.

DIFFICULTY LEVEL

The following settings are pre-set depending on what difficulty level you choose, but can be toggled independently:

SETTING	DESCRIPTION	DIFFICULTY DEFAULTS		
		Easy	Medium	Hard
Power-Ups	Teams earn special "power plays" by accomplishing certain tasks	OFF	**ON**	OFF
Fatigue	Players tire over course of game	OFF	OFF	OFF
Turnovers	Offense cannot fumble ball or throw interceptions (Defense drops passes instead)	OFF	**ON**	**ON**

LEATHER OR LACES

In Exhibition and Multiplayer mode, you will play Leather Or Laces to see whether you or your opponent chooses a team first. A Backyard Kid spins the football around and stops with one hand covering the top of the football and the other hand covering the bottom. Now, it's your turn to guess what is on top: just leather, or the laces of the football. If you guess correctly, you get to choose your players first and your opponent gets to choose second.

TEAM PHOTOS

Once your full team is chosen, you'll see a picture of all of your players in uniform.

COMMENTARY

Press the **A Button** to advance commentary (move on to the next screen of text) from Sunny Day and Chuck Downfield. Press **START** to skip the commentary.

TIME OUT OPTIONS

Team Strategy

To substitute players, use the **+ Control Pad** ▲ and ▼ to highlight the player you want to move, then press the **A Button** to select that player. Use the **+ Control Pad** to move the player to another position. Press the **A Button** again to de-select the player. **Note:** The other players will move down below the moved player, in the same order as before.

The green bars indicate fatigue, which is only applicable if turned ON from the Difficulty Level screen.

From this screen, press the **L Button** or the **R Button** to scroll between Defensive, Offensive, Kicking and Kick Return rosters.

Change Playbooks

Choose your plays from the Offense, Defense, Kicking and Kick Return playbooks.

PLAYBOOK CONTROLS	
KEY	**ACTION**
+ Control Pad ▲ and ▼	Scroll through pages of plays
+ Control Pad ◀ and ▶	Scroll through plays on page
A Button	Select highlighted play
L Button	Time Out (to Strategy / Playbook screen)
R Button	Flip play (vertically)

TEAM STATISTICS

OFFENSIVE PASSING	
G	Games
CMP%	Completion Percentage
ATT	Pass Attempts
CMP	Pass Completions
YDS	Total Yards
TD	Touchdowns
LONG	Longest Pass
INT	Pass Interceptions

OFFENSIVE RECEIVING	
G	Games
REC	Receptions
YDS	Total Receiving Yards
AVG	Yards Per Reception
LONG	Longest Reception
TD	Touchdowns

OFFENSIVE RUSHING	
G	Games
YDS	Yards Rushed
AVG	Yards Per Rush
LONG	Longest Rush
TD	Touchdowns
FMBL	Fumbles

DEFENSE	
G	Games
TCK	Tackles
INT	Interceptions
FREC	Fumble Recoveries
D TD	Defensive Touchdowns
SFT	Safeties

INFOGRAMES WEB SITES

Infogrames has exciting, full and active web sites dedicated to ensure you get the most out of your new games. You can visit us at:

http://www.funkidsgames.com

Kids, check with your parent or guardian before visiting any web site.

Visit and you will discover that Infogrames web sites contain such things as:

- Hints and Tips
- Interviews
- Community
- Demos
- Competitions
- And much more

We are constantly updating our web sites, so stop by and visit us frequently. With events and new additions planned, you won't want to miss out.

TECHNICAL SUPPORT (U.S. & Canada)

Help Via the Internet

Up-to-the-minute technical information about Humongous Entertainment products is generally available 24 hours a day, 7 days a week via the Internet at:

http://www.ina-support.com

Through this site you'll have access to our **FAQ** (Frequently Asked Questions) documents, our **Hints/Cheat Codes** if they're available, and an **E-Mail** area where you can get help and ask questions if you do not find your answers within the **FAQ**.

Note: In the event we must send you a Hint Sheet, FAQ document, patch or update disc via E-mail, we may require verifiable consent from a parent or guardian in order to protect children's privacy and safety online. Consent Forms are available at the web site listed above.

Help Via Telephone/Fax or Mail in the United States & Canada

For phone assistance, call Humongous Entertainment **Tech Support** at **(425) 951-7108**. Our **Interactive Voice Response** and **Faxback** system is generally available 24/7, providing automated support and allowing FAQ documents to be faxed to you immediately.

This console-based product has automated support, which includes information such as gameplay tips, information on Control Keys, possible Cheat Code combination keys, and instructions for finding secret screens and/or additional game levels (if these type of items exist and are made available for this particular product).

Great News! We've improved our Automated Systems so that you can get product-specific Troubleshooting help more quickly. All you need to do is enter the product's **Part #** when prompted to do so. This will take you directly to all of our known issues and solutions for this title. The product's **Part #** is located in several places (on the CD label, Game Pak, package and/or plastic disc case if applicable) and is usually identified by a number such as **04-12345**. When prompted by the Automated System, enter the **last five digits** of your product's Part #. (For example, Part # 04-12345 would require that you enter the "12345" portion of the number for that product.) **Note:** Some products simply feature a five-digit Part # without an "04-" prefix.

Live support is generally available Monday through Friday, 8:00 AM until 6:00 PM (Pacific Time). **Note:** We may be closed on major holidays.

You may also fax in your Technical Support questions or problems to: **(425) 806-0480,** or write to the address on the next page.

Product Return Procedures in the United States & Canada

In the event our technicians at **(425) 951-7108** determine that you need to forward materials directly to us, please include a brief letter explaining what is enclosed and why. Make sure you include the Return Merchandise Authorization Number (RMA#) supplied to you by the technician, and your telephone number in case we need to call you. Any materials not containing this RMA# will be returned to you unprocessed. Send your materials to the following address:

Humongous Entertainment
Attn: TS/CS Dept.
13110 NE 177th Place
Suite # B101, Box 180
Woodinville, WA 98072-9965
RMA #:

NOTICE

Humongous Entertainment, a division of Infogrames, Inc., reserves the right to make improvements in the product described in this manual at any time and without notice. This manual and the software described in this manual are copyrighted. Copies of pages from the Handbook may be reproduced by the buyer of this product for the buyer's personal use, or for use in the buyer's classroom, but not for commercial resale. No part of the described software may be copied, reproduced, translated, rented, or reduced to any electronic medium or machine-readable form without the prior written consent of Humongous Entertainment.

Limited Warranty

Humongous Entertainment warrants to the original purchaser of this computer software product, for a period of ninety (90) days from the date of original purchase, that under normal use, the media and user documentation are free from defects in materials and workmanship.

Warranty Claims

If you wish to make a warranty claim, please call **(425) 951-7108** for assistance from our Technical Support/Customer Service Department within 90 days of purchase. In the event our technicians determine you need to forward materials to us, please include the Game Pak, Proof of Purchase from the product box, your dated sales receipt (with title or SKU clearly legible), your name, return address, daytime phone number and a statement of the defect. Make sure you include the Return Merchandise Authorization Number (RMA) supplied to you by the technician. Any materials not containing this RMA number will be returned to you unprocessed. Your mail should be sent to the following address: **Humongous Entertainment, Attn: TS/CS, 13110 NE 177th Place, Suite B101, Box 180, Woodinville, WA 98072-9965, RMA#_____**. If our technicians determine that the product is defective within ninety (90) days of original purchase (unless otherwise provided by applicable law), Humongous Entertainment will replace the item free of charge, to the original purchaser, if the item is accompanied by the original dated receipt and Proof of Purchase. If you do not have

the original receipt, or if the warranty period has expired, Humongous Entertainment will replace the product (media only) for a nominal fee. If our technicians determine the product was damaged after purchase, Humongous Entertainment will offer a replacement for a nominal fee.

Limitations

THIS WARRANTY IS IN LIEU OF ALL OTHER WARRANTIES AND NO OTHER REPRESENTATIONS OR CLAIMS OF ANY NATURE SHALL BE BINDING ON OR OBLIGATE HUMONGOUS ENTERTAINMENT. ANY IMPLIED WARRANTIES APPLICABLE TO THIS SOFTWARE PRODUCT, INCLUDING WARRANTIES OF MERCHANTABILITY AND FITNESS FOR A PARTICULAR PURPOSE, ARE LIMITED TO THE NINETY (90) DAY PERIOD DESCRIBED ABOVE. IN NO EVENT WILL HUMONGOUS ENTERTAINMENT BE LIABLE FOR ANY SPECIAL, INCIDENTAL, OR CONSEQUENTIAL DAMAGES RESULTING FROM POSSESSION, USE OR MALFUNCTION OF THE HUMONGOUS ENTERTAINMENT SOFTWARE PRODUCT.

Some states do not allow limitations on how long an implied warranty lasts, and/or exclusions or limitations of incidental or consequential damages, so the exclusions or limitations of liability may not apply to you. This warranty gives you specific legal rights, and you may also have other rights which vary from state to state. If your product contains Technical Support phone numbers for Europe, you must contact those phone numbers and abide by their warranty policies.

END-USER LICENSE AGREEMENT

PLEASE READ CAREFULLY. BY USING THIS SOFTWARE, YOU ARE AGREEING TO BE BOUND BY THE TERMS OF THIS LICENSE. IF YOU DO NOT AGREE TO THESE TERMS, PROMPTLY RETURN THE GAME PAK IN ITS PACKAGING TO THE PLACE WHERE YOU OBTAINED IT.

1. License. The software accompanying this license (the "Software") and the related documentation are licensed to you by Infogrames, Inc. and are subject to this license. If the Software is configured for loading onto a hard drive, you may so load the Software only onto the hard drive of a single computer and run the Software off only that hard drive. You may not delete the copyright notices or any other proprietary legends on the original copy of the Software. You may transfer all rights we grant to you in this license to someone else as long as he or she reads and agrees to accept this license. If there is an editor incorporated into the Software, this license is also subject to Section 8 below.

2. Restrictions. The Software contains copyrighted material, trade secrets and other proprietary material. You may not decompile, modify reverse engineer, disassemble or otherwise reproduce the Software except as expressly allowed by us. You may not rent, lease, sublicense or distribute the Software. You may not electronically transmit the Software from one computer to another or over a network.

3. Termination. This License is effective until terminated. You may terminate this License at any time by destroying the Software and related documentation. This License will terminate immediately without notice from us if you fail to comply with any provision of this license. Upon termination, you must destroy the Software and related documentation.

4. Disclaimer of Warranty on Software. You are aware and agree that use of the Software and the media on which it is recorded is at your sole risk. The Software, related documentation and the media are provided "AS IS." Unless otherwise provided by applicable law, Infogrames, Inc. and affiliates warrant to the original pur-

chaser of this product that the Software storage medium will be free from defects in material and workmanship under normal use for ninety (90) days from the date of purchase. This warranty is void if the defect has arisen through accident, abuse, neglect or misapplication. WE EXPRESSLY DISCLAIM ALL OTHER WARRANTIES, EXPRESSED OR IMPLIED, INCLUDING BUT NOT LIMITED TO, THE IMPLIED WARRANTIES OF MERCHANTABILITY AND FITNESS FOR A PARTICULAR PURPOSE. WE DO NOT WARRANT THAT THE FUNCTIONS CONTAINED IN THE SOFTWARE WILL MEET YOUR REQUIREMENTS, NO ORAL OR WRITTEN INFORMATION OR ADVICE GIVEN BY US OR ANY OF OUR AUTHORIZED REPRESENTATIVES SHALL CREATE A WARRANTY OR IN ANY WAY INCREASE THE SCOPE OF THIS WARRANTY. SOME JURISDICTIONS DO NOT ALLOW THE EXCLUSION OF IMPLIED WARRANTIES, SO THE ABOVE EXCLUSIONS MAY NOT APPLY TO YOU.

5. Limitation of Liability. UNDER NO CIRCUMSTANCES, INCLUDING NEGLIGENCE, SHALL WE BE LIABLE FOR ANY INCIDENTAL, SPECIAL OR CONSEQUENTIAL DAMAGES THAT RESULT FROM THE USE OR INABILITY TO USE THE SOFTWARE OR RELATED DOCUMENTATION, EVEN IF WE HAVE BEEN ADVISED OF THE POSSIBILITY OF THOSE DAMAGES. SOME JURISDICTIONS DO NOT ALLOW THE LIMITATION OR EXCLUSION OF LIABILITY FOR INCIDENTAL OR CONSEQUENTIAL DAMAGES SO THE ABOVE LIMITATION OR EXCLUSION MAY NOT APPLY TO YOU. In no event shall our total liability to you for all damages, losses, and causes of action (whether in contract, tort or otherwise) exceed the amount paid by you for the Software.

6. Controlling Law and Severability. This license shall be governed by and construed in accordance with the laws of the State of Delaware, USA. If any provision of this license is unenforceable, the rest of it shall remain in effect.

7. Complete Agreement. This license constitutes the entire agreement between the parties with respect to the use of the Software and the related documentation.

8. Editor and End-user Variations.

(a) The Software may include an "Editor". An "Editor" is a feature that allows you to modify the Software or to construct new variations for use with it. These modifications and variations can be both playable and non-playable. An Editor includes its associated tools and utilities. An Editor is NOT shareware. You may not freely distribute it to any BBS, CD, floppy or any other media. You may not sell it or repackage it for sale.

(b) Using the Editor, you may create modifications or enhancements to the Software, including the construction of new levels (collectively referred to as "Variations"), subject to the following restrictions:

i. Your Variations must only work with the full, registered copy of the Software, not independently or with any other software.

ii. Your Variations must not contain modifications to any executable file.

iii. Your Variations must not contain any libelous, defamatory, or other illegal material, material that is scandalous or invades the rights of privacy or publicity of any third party, or contains any trademarks, copyright-protected work, or other recognizable property of third parties.

iv. Your Variations must be distributed solely for free. Neither you nor any other person or party may sell them to anyone, commercially exploit them in any way, or charge anyone for using them. You may exchange them at no charge among other end-users.

v. By distributing or permitting the distribution of any of your Variations, you hereby grant back to us an irrevocable royalty-free right to use and distribute them by any means.

vi. The prohibitions and restrictions in this section apply to anyone in possession of the Software or any of your Variations.

CREDITS

HUMONGOUS ENTERTAINMENT, INC.

Elizabeth Stringer
Executive Producer

Pat Wylie
Senior Producer

Erik Haldi
Designer

INFOGRAMES INTERACTIVE, INC.

Stacy Hendrickson
Executive Producer

Melanee Hannock
Brand Manager

Scott Walker
V.P. of Product Development

Petrina McPhee
Director of Marketing

Steve Martin
Director of Creative Services

Elizabeth Mackney
Director of Editorial & Documentation Services

Kristine Meier
Art Director

Randi Kravitz
Documentation Specialist

Paul Collin
Copywriter

INFOGRAMES Q.A.

Michael Gilmartin
Director of Publishing Support Services

Michael Craighead
Director of Quality Assurance, North America

Chuck Nunez
Q.A. Supervisor

Lupe DeLeon
Q.A. Certification Lead

Miguel Jauregui
Lead Tester

Eric Alberson
Marquel Basurto
Jeremiah Foco
Robert Ochs
Michael Griffin
Daniyel Garcia
John An
Kim Jardin
Juan Sanchez
Testers

Special Thanks
Brad Carlton
Bruce Dawson
Michael Shirley
Andy Hieke
Bill Petro
Joy Schneer
Luis Rivas
Rafael Calonzo

TORUS GAMES

Bill McIntosh
Managing Director

Kevin McIntosh
Producer

Mick Solomons
Associate Producer, Game Designer

Stuart Cameron
Lead Programmer

Steve White
Technical Director

Daniel Collins
Brian Hollister
Greg Palstra
Peter Suwara
Steve White
Programmers

Jeremy Geddes
Art Director

Andrew McIntosh
Lead Artist

Reuben Jones
Paul Robertson
Artists

Brad Lewis
Test Lead

David McIntosh
John Weaver
Testers

James Langford
Music and Sound

Powered by Torus Systems Engineering.

Special Thanks
Pamela McIntosh
Sarah Kewming
Jason Allen
Sarah Roberts
Oscar
Cheryl McIntosh
The Snack Cupboard
The Letter T
Buzz
Brian "dabomb" Uniacke

NOTES



NOTES

© 2002 Humongous Entertainment, a division of Infogrames, Inc. All Rights Reserved.
All trademarks are the property of their respective owners.

© 2002 NFL Properties LLC. Team names and logos are trademarks of the teams indicated.
All other (NFL-related marks) are trademarks of the National Football League.

Officially licensed product of PLAYERS INC. The PLAYERS INC logo is a registered trademark of the NFL players. www.nflplayers.com © 2002 PLAYERS INC.

Developed for the Nintendo® Game Boy® Advance system by Torus Games.

07092

Infogrames Interactive does not control, and disclaims any responsibility or liability for, the functioning and performance of third-party web sites and any content on or available through third-party web sites.

020823

Check out these other great Backyard Sports™ games!

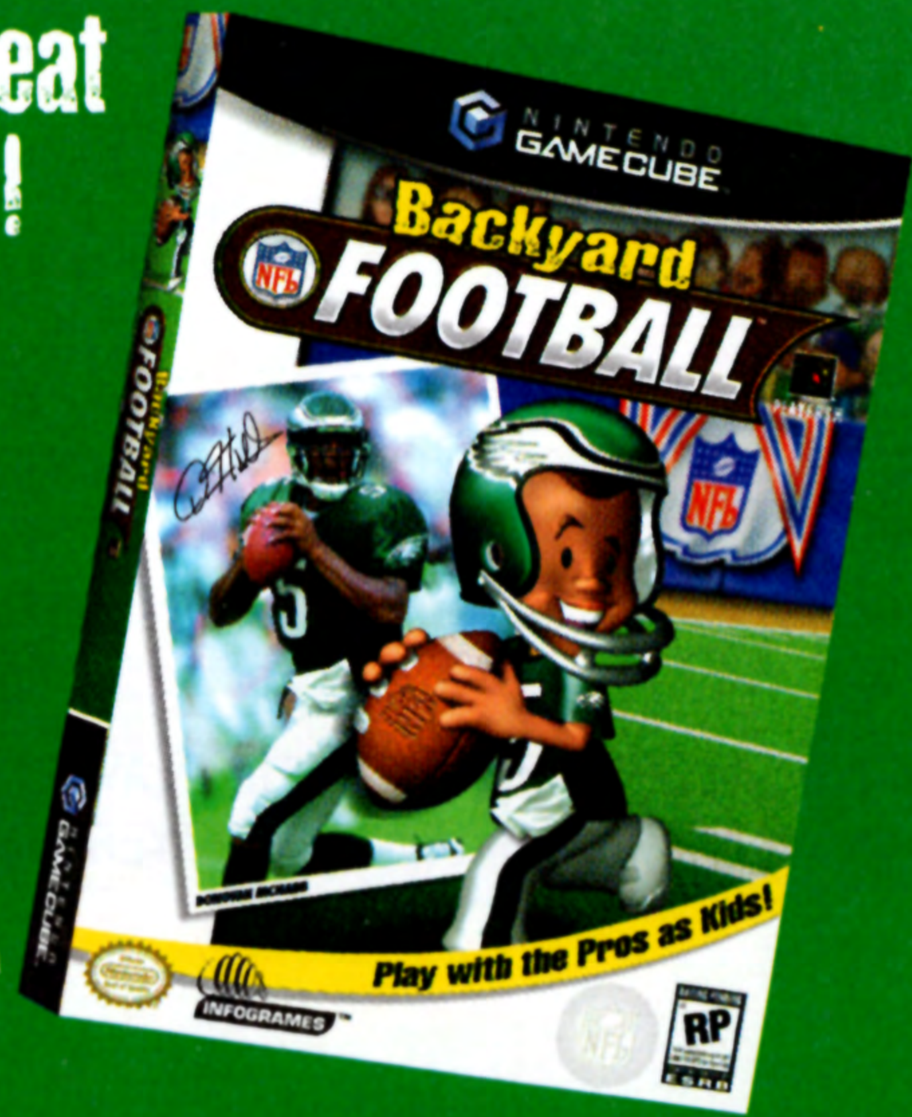

© 2002 Humongous Entertainment, a division of Infogrames, Inc. All Rights Reserved. Manufactured and marketed by Infogrames, Inc., New York, NY. All trademarks are the property of their respective owners. © 2002 NFL Properties LLC. Team names and logos are trademarks of the teams indicated. All other (NFL-related marks) are trademarks of the National Football League. Licensed by Nintendo. Nintendo, Game Boy, Game Boy Advance, Nintendo GameCube and the Official seal are trademarks of Nintendo. © 2001 Nintendo. All Rights Reserved. Developed for the Nintendo® Game Boy® Advance system by Torus Games. Major League Baseball trademarks and copyrights are used with permission of Major League Baseball Properties, Inc. Visit the official website at MLB.com. © MLBPA - Official Licensee, Major League Baseball Players Association. Visit the Players Choice on the web at www.bigleaguers.com. Officially licensed product of PLAYERS INC. The PLAYERS INC logo is a registered trademark of the NFL players. www.nflplayers.com © 2002 PLAYERS INC.

LICENSED BY NINTENDO NINTENDO, GAME BOY, GAME BOY ADVANCE AND THE OFFICIAL SEAL ARE TRADEMARKS OF NINTENDO © 2001 NINTENDO.
Developed for the Nintendo Game Boy Advance system by Torus Games

Part # 23543JCB

Infogrames, Inc.
417 Fifth Avenue
New York, NY 10016 USA

PRINTED IN JAPAN